

Vietnam Economic News

MAY

2026



Powered by
MP Logistics Corp.

MP logistics

31
MP
ANNIVERSARY
1995-2026

31 YEARS

MP logistics

A TRUSTED PARTNER


CONTENT

1. Top 10 Export Markets of Vietnam in Q1 2026
2. Vietnam Ranked 18th Among Emerging Economies
3. New Guangxi – Vietnam Rail Logistics Route Launched
4. HCMC – Moc Bai Expressway Boosts Western Growth
5. 10 Strategic Technology Groups from July 2026
6. Vietnam – ASEAN Trade Exceeds USD 90 Billion
7. Thai Nguyen Leads with USD 3.6 Billion Trade Surplus
8. Dong Nai's Upgrade Creates New Logistics Momentum
9. Quang Ninh Waives Border Infrastructure Fees for Imports
10. Retail Sales and Consumer Revenue Up 11.1% in Early 2026

01.

Top 10 Export Markets of Vietnam in Q1 2026

Unit: bln USD



EXPORTS SNAPSHOT Q1 2026

\$122,9 bln

Exports




19%

YoY growth



KEY EXPORT SECTORS




Source: MoIT

02.

Vietnam Ranked 18th Among Emerging Economies

Source: World Trade Organization (WTO)



TRADE SURPLUS

over **\$20** bln



TOTAL EXPORT

\$473 bln




FTAS

17



KEY EXPORT SECTORS



Furniture



Textiles



Electronics



Machinery



Agri & Fish

03.

New Guangxi – Vietnam Rail Logistics Route Launched



Shorter delivery times



Higher cargo handling efficiency



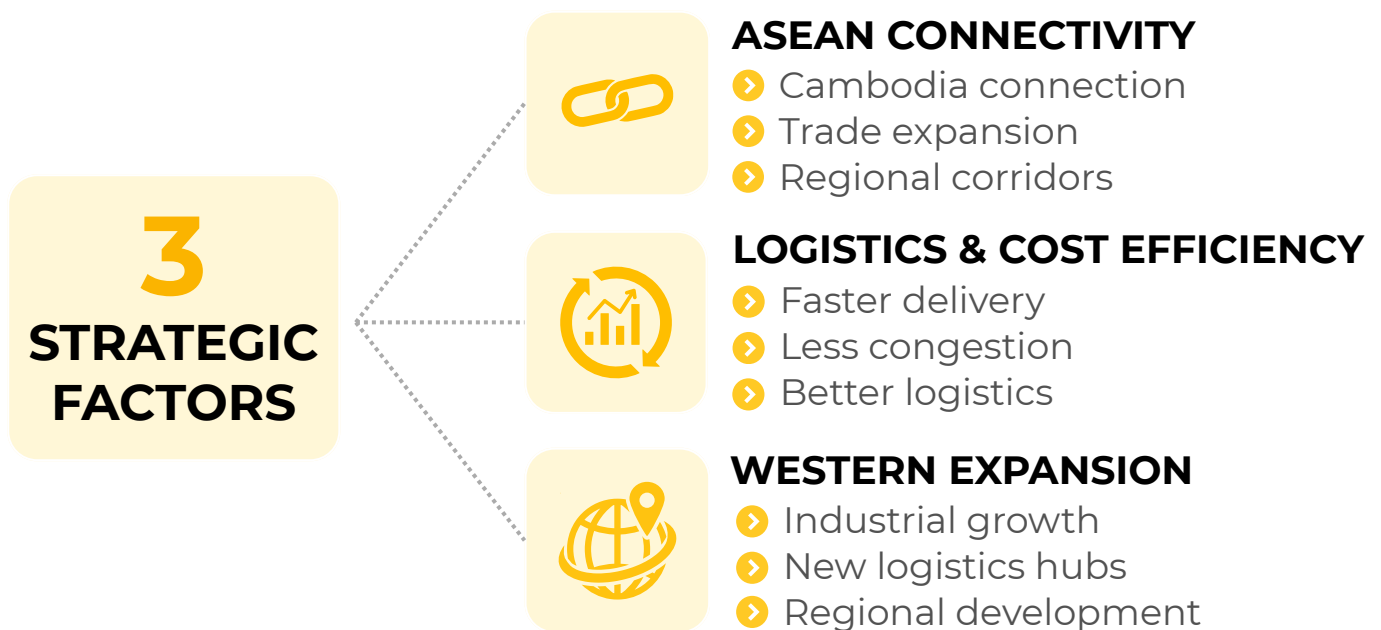
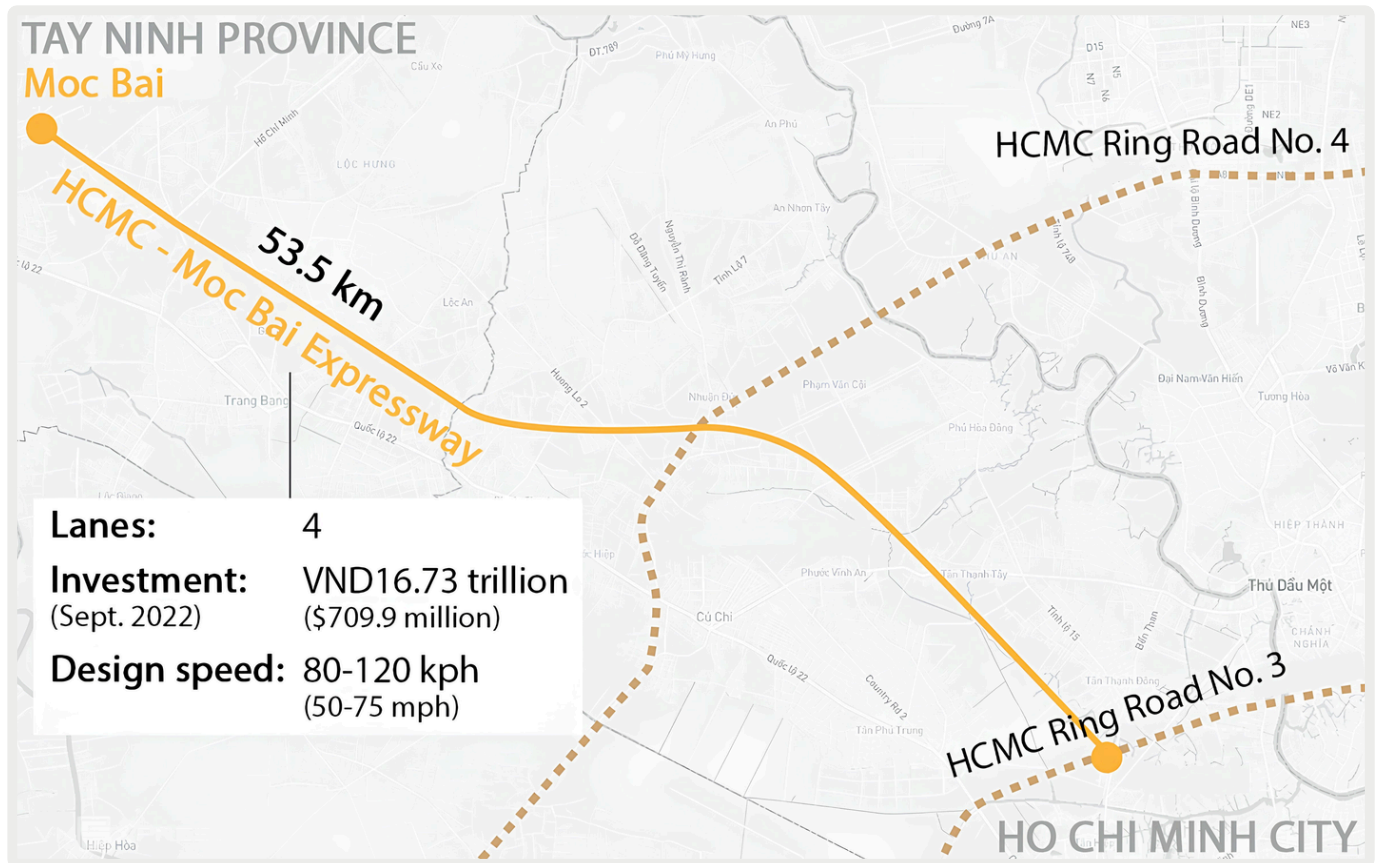
Lower logistics costs

NEW CROSS-BORDER RAIL CORRIDOR



04.

HCMC – Moc Bai Expressway Boosts Western Growth



05.

10 Strategic Technology Groups from July 2026

Decision **21/2026** | Effective **July 2026**

01 Digital Tech

02 Mobile Networks

03 Robotics & Auto

04 Biotech & Biomed

05 Energy & Materials

06 Semiconductors

07 Cyber & Quantum

08 Marine & Oceanics

09 Aerospace Tech

10 High-Speed Rail



**SUPPLY CHAIN
SHIFT**



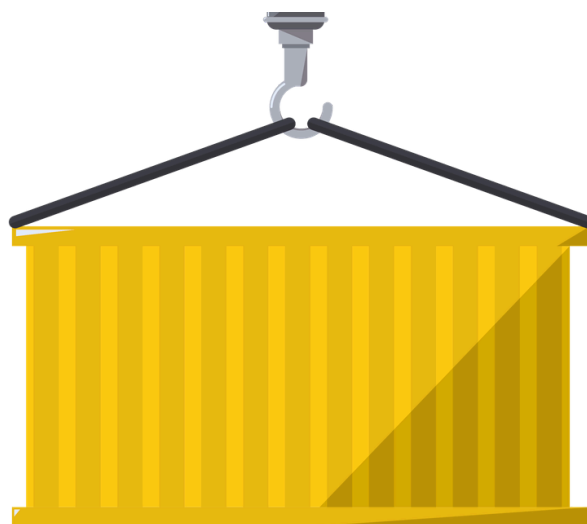
**STABLE
GROWTH**



**DIGITALIZATION
& AUTOMATION**

06.

Vietnam-ASEAN Trade Exceeds USD 90 Billion



ASEAN LOGISTICS CORRIDOR


Vietnam- ASEAN is becoming a key logistics corridor, with trade value surpassing \$91 billion, nearly 30 times higher than over 30 years ago.

VIETNAM – ASEAN TRADE



TRADE GROWTH

↑ **\$7 billion**



ASEAN FDI INFLOW

↑ **8%**



TRADE VALUE

\$91 billion

STRUCTURE OF ASEAN INVESTMENT CAPITAL IN VIETNAM

59.2%
Other industries



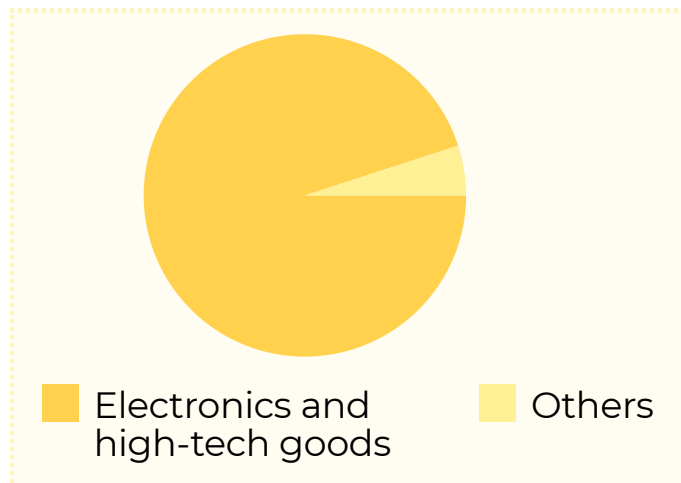
40.8%
Processing and
Manufacturing

07.

Thai Nguyen leads with USD 3.6 Billion Trade Surplus

(as of in Q1/2026)

PROVINCE /CITY	TRADE SURPLUS (billion USD)	EXPORTS (billion USD)	IMPORTS (billion USD)
THAI NGUYEN	3.6	9.77	6.11
DONG NAI	2.19	8.10	5.91
HAI PHONG	1.02	11.32	10.30
TAY NINH	0.99	4.63	3.64
GIA LAI	0.88	1.15	0.27



Leading the nation in trade surplus, Thai Nguyen is well-positioned for double-digit growth in 2026.

08.

Dong Nai's Upgrade Creates New Logistics Momentum



**Long Thanh International Airport
A New Growth Engine**



**Southern Vietnam's Strategic
Logistics Hub**



**International Cargo
& Trade Gateway**




**Breakthrough Regional
Connectivity Infrastructure**

HIGHLIGHTS



GRDP SCALE
678.000+
bln VND



GRDP GROWTH
\$473
bln



GRDP PER CAPITA
TOP 4
in Vietnam

09.

Quang Ninh Waives Border Infrastructure Fees for Imports

KEY HIGHLIGHTS

Border gate infrastructure fee for vehicles transporting imported goods



0 VND
/VEHICLE



Applies to vehicles under Clause 1, Article 3 of Resolution 96/2025/NQ-HĐND.



Applies to:

- Mong Cai
- Hoanh Mo
- Bac Phong Sinh



Effective through Dec 31, 2028.

BENEFITS



REDUCED COSTS

Cutting costs and enhancing competitiveness



FASTER CLEARANCE

Reducing clearance time and congestion



BOOSTED TRADE

Increased cargo flow and border trade growth.



LOGISTICS SUPPORT

Improved efficiency across the logistics network.



TRANSPARENT OPERATIONS

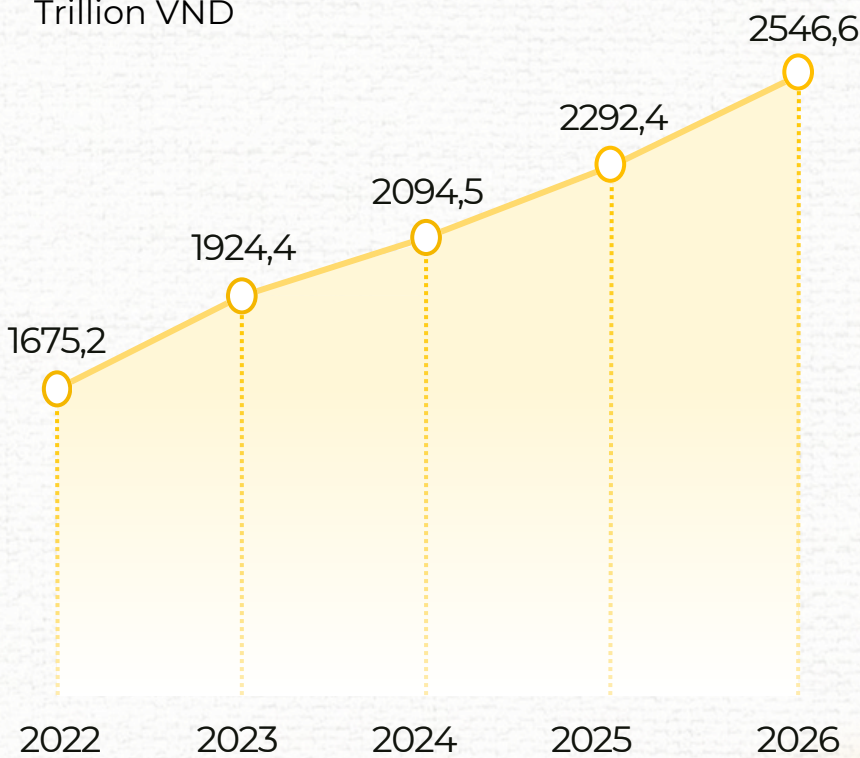
Enhancing trade transparency and efficiency.

10.

Retail Sales and Consumer Revenue Up 11.1% in Early 2026

Source: National Statistics Office

Trillion VND



RETAIL SALES
& CONSUMER REVENUE

 **11.1%**



SECTORAL REVENUE BREAKDOWN IN EARLY 2026

01 **Retails**

Value

1.938,8T VND

Increase

↑ 11.1% YoY

02 **Accommodation
& Food Services**

Value

317,4T VND

Increase

↑ 13.4% YoY

03 **Travel
& Tourism**

Value

31,9T VND

Increase

↑ 12.1% YoY

04 **Other
Services**

Value

258,5T VND

Increase

↑ 8.5% YoY

31 YEARS

MP logistics

A TRUSTED PARTNER

Thank You For Reading



info@mplogistics.vn



0283-811-9033



@mplogistics_vietnam



FB/MPLogistics



IN/MPLogisticsVietnam



www.mplogistics.vn

