

# Vietnam Economic News

JUNE  
2026



Powered by  
**MP Logistics Corp.**

**MP** logistics

31 YEARS

**MP** logistics

A TRUSTED PARTNER

# CONTENT

- 1.** Vietnam ranked in Top 20 growth hubs in APAC
- 2.** Vietnam's exports to the U.S. increased by 21.7% YoY
- 3.** Vietnam enters world's top 10 steel producers
- 4.** U.S. cuts tariffs to 15% for selected goods
- 5.** Five cases eligible for tax refunds
- 6.** Two Vietnamese ports enter world's top 15 container ports
- 7.** HCMC waives port infrastructure fees for 3 years
- 8.** Two Vietnamese ports enter world's top 15 container ports
- 9.** Three import categories driving Vietnam's trade deficit
- 10.** Vietnam's 2026 list of export-prohibited goods

# 01.

## Vietnam ranked in Top 20 growth hubs in APAC

### 1 VIETNAM AMONG APAC'S TOP GROWTH HUBS


Savills World Research ranked 245 cities based on key drivers to 2035

#### VIETNAMESE CITIES HIGH ON THE RANKING



**HO CHI MINH**  
GROWTH RANK

**#2**



**HA NOI**  
GROWTH RANK

**#5**

### 2 GREATER OPERATIONAL COMPLEXITY




**ESG compliance**



**Cost transparency**



**Consistent quality**













**Reliable data**

# 02.

## Vietnam enters world's top 10 steel producers

### TOP 10 CRUDE STEEL PRODUCERS

April 2026 (Million Tons)

1		China	92.5
2		India	12.2
3		Japan	7.2
4		United States	6.6
5		Russia	5.5
6		South Korea	4.1
7		Germany	3.2
8		Türkiye	2.7
9		Brazil	2.6
10		<b>Vietnam</b>	<b>2.1</b>

Source: World Steel Association

APRIL 2026  
Vietnam steel output

**2.1**

Million Tons

**↑4%**

vs Apr 2025

FIRST 4 MONTHS  
OF 2026

**8.5**

Million Tons

**↑8.4%**

vs Apr 2025

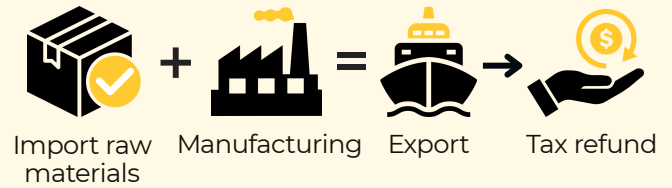
# 03.

## Five cases eligible for tax refunds

### UNUSED IMPORTS/EXPORTS



### EXPORT PRODUCTION IMPORTS



### EXPORT RE-IMPORTS



### IMPORT RE-EXPORTS



### TEMPORARY IMPORTS



# 04.

## U.S. cuts tariffs to 15% for selected goods

Effective **JUNE 8, 2026**

**25%**  
STANDARD RATE

For most affected products



**15%** ↓  
REDUCED TO 15%

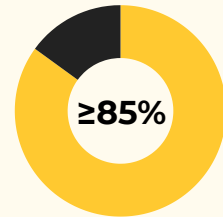
Products eligible:

- ✓ Agricultural Equipment
- ✓ Residential HVAC
- ✓ Industrial Machinery



Temporary until  
**December 31, 2027**

**10%** ↓  
TARIFF MAY  
DROP TO 10%



The U.S.-origin metal content threshold is reduced from **95%** to **85%**

**EXPANDED  
TARIFF  
COVERAGE**



Aluminum  
Lithographic Plates



Steel Racks



# 05.

## Vietnam attracts nearly \$25B in FDI over 5 months



**24.81** bln USD

**REGISTERED FDI**

**+34.9%** YoY



**9.75** bln USD

**DISBURSED FDI**

**+9.6%** YoY

### TOP INVESTMENT

*Singapore*  **6.80B** USD

*China*  **1.79B** USD

*South Korea*  **4.22B** USD

*Japan*  **0.71B** USD






# 06.

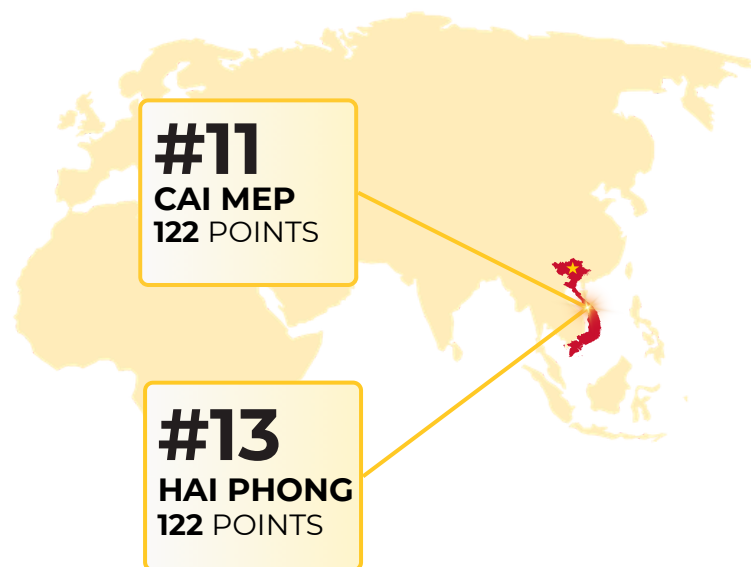
## Two Vietnamese ports enter world's top 15 container ports




### TOP CONTAINER PORTS

BY PERFORMANCE (CPPI 2025)

RANK	PORT	POINTS
1	 Fuzhou	145
2	 Dalian	141
3	 Salalah	136
4	 Mawan	135
5	 Chiwan	134
6	 Tanger Med	134
7	 Ningbo	130
8	 Hamad Port	129
9	 Hong Kong	123
10	 Kobe	123
<b>11</b>	 <b>Cai Mep</b>	<b>122</b>
12	 Algeciras	122
<b>13</b>	 <b>Hai Phong</b>	<b>122</b>



  
**+15%**  
GROWTH YOY

  
**546**  
MILLION TONS



# 07.

## HCMC waives port infrastructure fees for 3 years



**94.053**

**BUSINESSES**

Eligible for the exemption



**FREE OF CHARGE**

**SEAPORT INFRASTRUCTURE**

in 3 years



**ALL GOOD**

**APPLICABLE TO**

imported, exported, transited, transhipped,...



**0.5 - 0.8%**

**REDUCE LOGISTICS COSTS**

Business cost savings

# 08.

## Three import categories driving Vietnam's trade deficit

**\$15.4B** TRADE DEFICIT  
(UPDATE JUNE 7, 2026)

1

### ELECTRONICS



**57.1%**  
IMPORTS

2

### ENERGY



**81.6%**  
IMPORTS

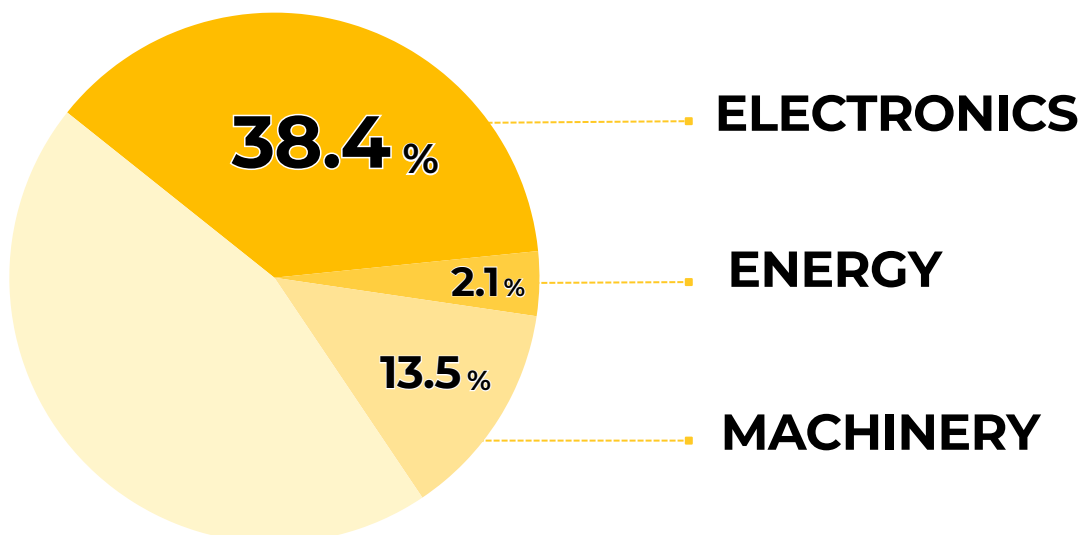
3

### MACHINERY



**21.6%**  
IMPORTS

## OVERALL TRADE DEFICIT



# 09.

## Vietnam's exports to the U.S. increased by 21.7% YoY

TOTAL TRADE

**\$445.1B**

 **25%**

VS. SAME PERIOD 2025

U.S. EXPORTS

**~\$70B**

 **21.7%**

VS. SAME PERIOD 2025


### **GROWTH DRIVERS** *(vs. same period last year)*



 **54.9%**

**COMPUTERS & ELECTRONICS**



 **21.0%**

**MACHINERY & EQUIPMENT**



 **22.5%**

**TRANSPORT EQUIPMENT**



 **30.4%**

**ELECTRIC WIRES & CABLES**



 **25.1%**

**CAMERAS & COMPONENTS**



 **21.2%**

**IRON & STEEL PRODUCTS**

# 10.

## Vietnam's 2026 list of export-prohibited goods



The 2026 Export Ban List continues to follow current regulations and Appendix I of **Decree No. 69/2018/ND-CP**

1

WEAPONS  
& ARMS



2

ENCRYPTION  
PRODUCTS



3

CULTURAL  
HERITAGE



4

RESTRICTED  
PUBLICATIONS




5

FOREST  
TIMBER



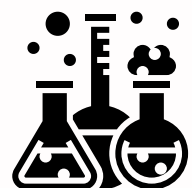
6

ENDANGERED  
WILDLIFE



7

PROHIBITED  
CHEMICALS



A TRUSTED PARTNER

# Thank You For Reading



info@mplogistics.vn



0283-811-9033



@mplogistics\_vietnam



FB/MPLogistics



IN/MPLogisticsVietnam



www.mplogistics.vn

